

THE MANOR



5
BED

4.5
BATH

2-3
CAR

3,823
SQ FT



ELEVATION A



ELEVATION A MEDIA W/ STONE



ELEVATION A MEDIA & 3-CAR GARAGE



ELEVATION B



ELEVATION B MEDIA W/ STONE



ELEVATION B MEDIA & 3-CAR GARAGE



ELEVATION C



ELEVATION C MEDIA W/ STONE



ELEVATION C MEDIA & 3-CAR GARAGE

*These renderings are an artist's interpretation, actual colors and selections may vary. Some elements shown in renderings display optional upgrades.



Images are artist renderings and will differ from the actual home built. Prices, plans, features, and options are subject to change without notice. Options shown in the renderings and floor plans may be available for an additional expense. Plans are subject to availability and feasibility. Please see a sales representative for more information.

THE MANOR

5
BED

4.5
BATH

2-3
CAR

3,823
SQ FT



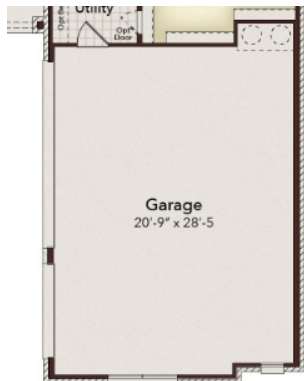
KINDRED HOMES
An HCP Company



Interactive Floor Plan & Exteriors



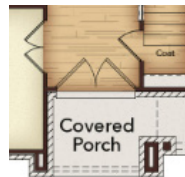
OPTIONAL UPGRADES



Opt. 3rd Car Garage



Opt. Outdoor Kitchen



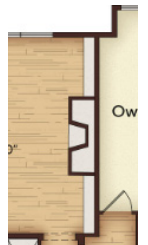
Opt. Front Double Door



Opt. Walk-In Shower @ Bath 3



Opt. Walk-In Shower @ Bath 4



Opt. Fireplace



Opt. Media Room



Extended Covered Patio



Extended Covered Patio with Fireplace



Extended Covered Patio with Sliding Glass Door