

THE RANCH



4
BED

2.5
BATH

3
CAR

2,762
SQ FT



ELEVATION A



ELEVATION A 3-CAR GARAGE



ELEVATION B



ELEVATION B 3-CAR GARAGE



ELEVATION C



ELEVATION C 3-CAR GARAGE

*These renderings are an artist's interpretation, actual colors and selections may vary.
Some elements shown in renderings display optional upgrades.



Images are artist renderings and will differ from the actual home built. Prices, plans, features, and options are subject to change without notice. Options shown in the renderings and floor plans may be available for an additional expense. Plans are subject to availability and feasibility. Please see a sales representative for more information.

01/22/2024

THE RANCH

4 BED **2.5** BATH **3** CAR **2,762** SQ FT

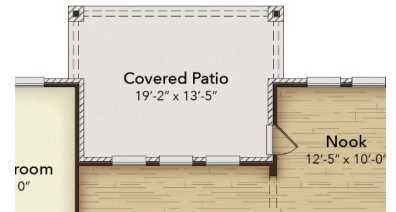


KINDRED HOMES
An HCP Company

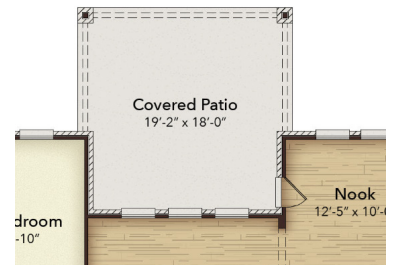


Interactive Floor Plan & Exteriors

OPTIONAL UPGRADES



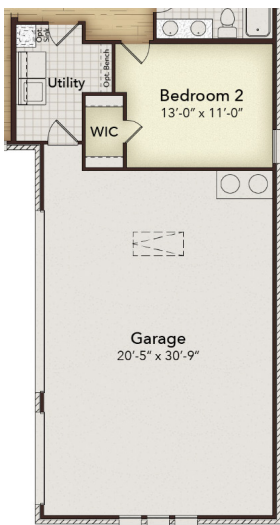
Optional Extended Covered Patio



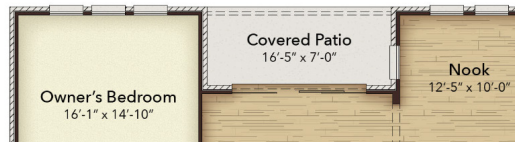
Optional Extended Covered Patio



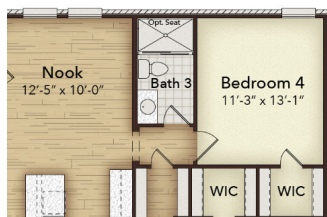
Optional Extended Covered Patio W/ Fireplace



Optional 3rd Car Garage



Optional 12' Sliding Door System



Optional Walk-In Shower Bath 3



Optional Fireplace